

## DRIVESHAFT ORDER FORM

**Please fill out information listed below for your particular application and fax back to Chassis Engineering attention Tech Department.**

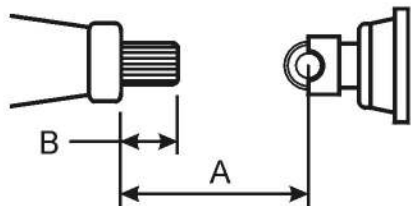


Figure 1

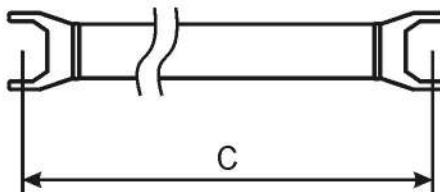
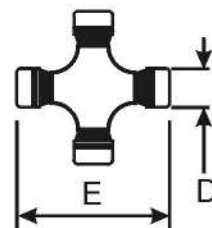


Figure 2



U-Joint

Figure 1 - Ordering Driveshaft with Transmission Yoke:

A = \_\_\_\_\_ B = \_\_\_\_\_ To fit your Rear-end Yoke: D = \_\_\_\_\_ E = \_\_\_\_\_

Transmission Type: \_\_\_\_\_ Output shaft Spline Count: \_\_\_\_\_

Extension Housing Type: \_\_\_\_\_ Bronze Bushing \_\_\_\_\_ Roller Bearing

Figure 2 - Ordering Driveshaft only, no Transmission Yoke:

To fit your Transmission Yoke: D = \_\_\_\_\_ E = \_\_\_\_\_ C = \_\_\_\_\_

To fit your Rear-end Yoke: D = \_\_\_\_\_ E = \_\_\_\_\_

**STRU-1645** - D = 1.125, E = 3.625 (uses inside clips, measured from the outsides of the c-clips = 2.645)  
**STRU-1646** - D = 1.0625, E = 3.217    **STRU-1647** - D = 1.0625, E = 3.625

**Driveshafts:**

- STRU-1699:  
 Seamless 3" O.D. Chrome-moly driveshaft, 1350 series Spicer H.D. weld yokes, MIG welded, electronically balanced. Includes 1350 series Spicer H.D. U-joints
- STRU-1702:  
 Seamless 3" O.D. Chrome-moly driveshaft, 1350 series Strange forged Chrome-moly weld yokes, TIG welded, electronically balanced. Includes 1350 series Spicer H.D. U-joints

Additional Parts Required:

\_\_\_\_\_  
 \_\_\_\_\_  
 \_\_\_\_\_

Contact Information: Name: \_\_\_\_\_

Address: \_\_\_\_\_

Phone: \_\_\_\_\_